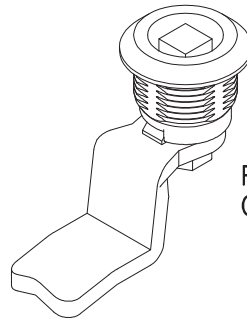
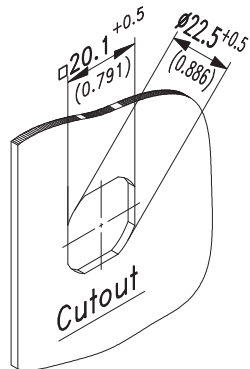


## Explanation 3: Installation for a pre-assembled Quarter-Turn

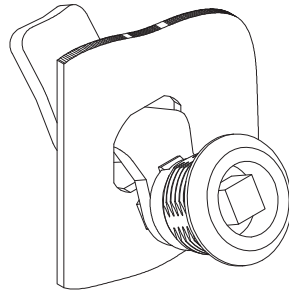
The pre-assembled DIRAK Quarter-Turns can be installed in the cutout according to the instructions to the left.

- This is made possible by the special shape of the cams and the housings.

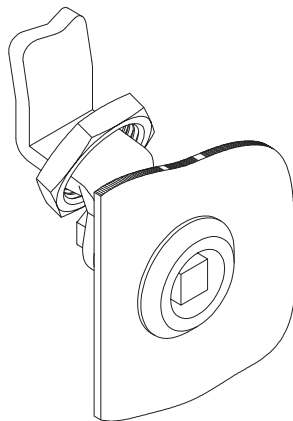
**Attention:** The above mentioned installation is not possible for H-dimensions <13mm or thick doors.



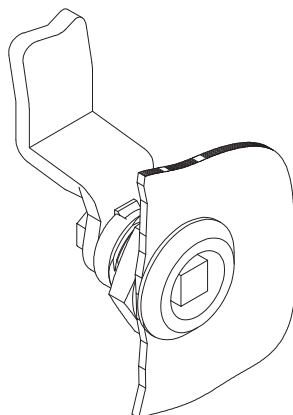
Pre-assembled Quarter-Turn...



...slip Quarter-Turn through cutout...



...slide nut over the cam against the housing...



...tighten nut...

...the Quarter-Turn is completely fitted.